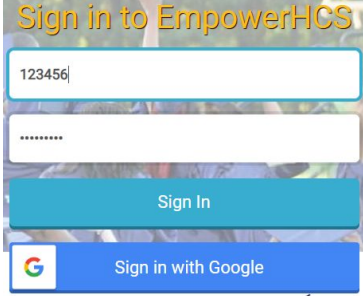

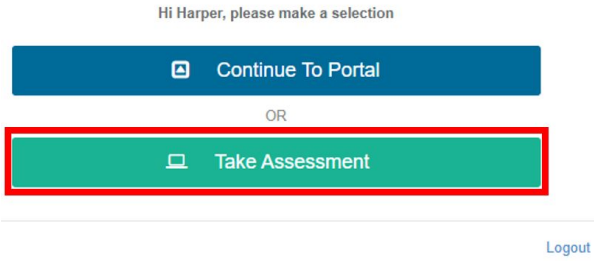
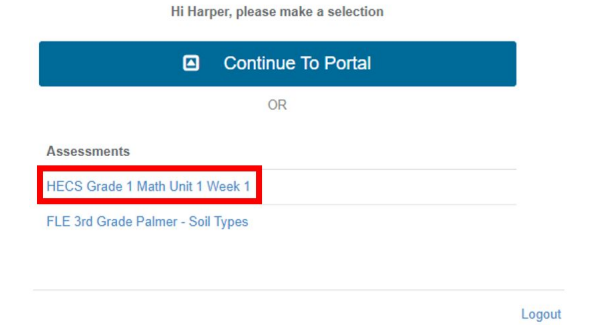


Taking Illuminate Assessment With Quick Access Code

<p>Navigate to Launchpad.</p> <p>Sign in using your student ID number and HCS password.</p>	
<p>Locate and click the Illuminate (Students) icon.</p> <p>This will log you into Illuminate automatically.</p>	
<p>Click Take Assessment.</p>	
<p>Select the assessment you wish to complete.</p>	
<p>Click the Begin Test button in the top right corner.</p>	